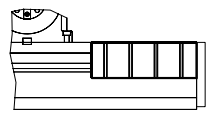
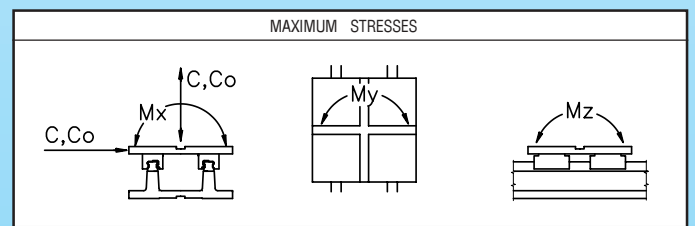
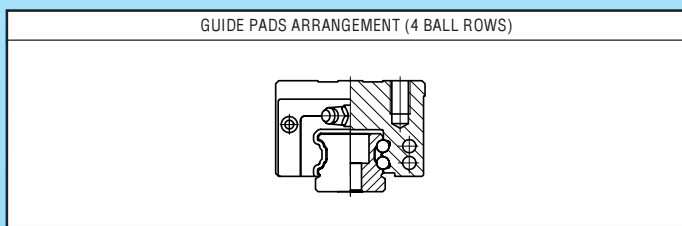
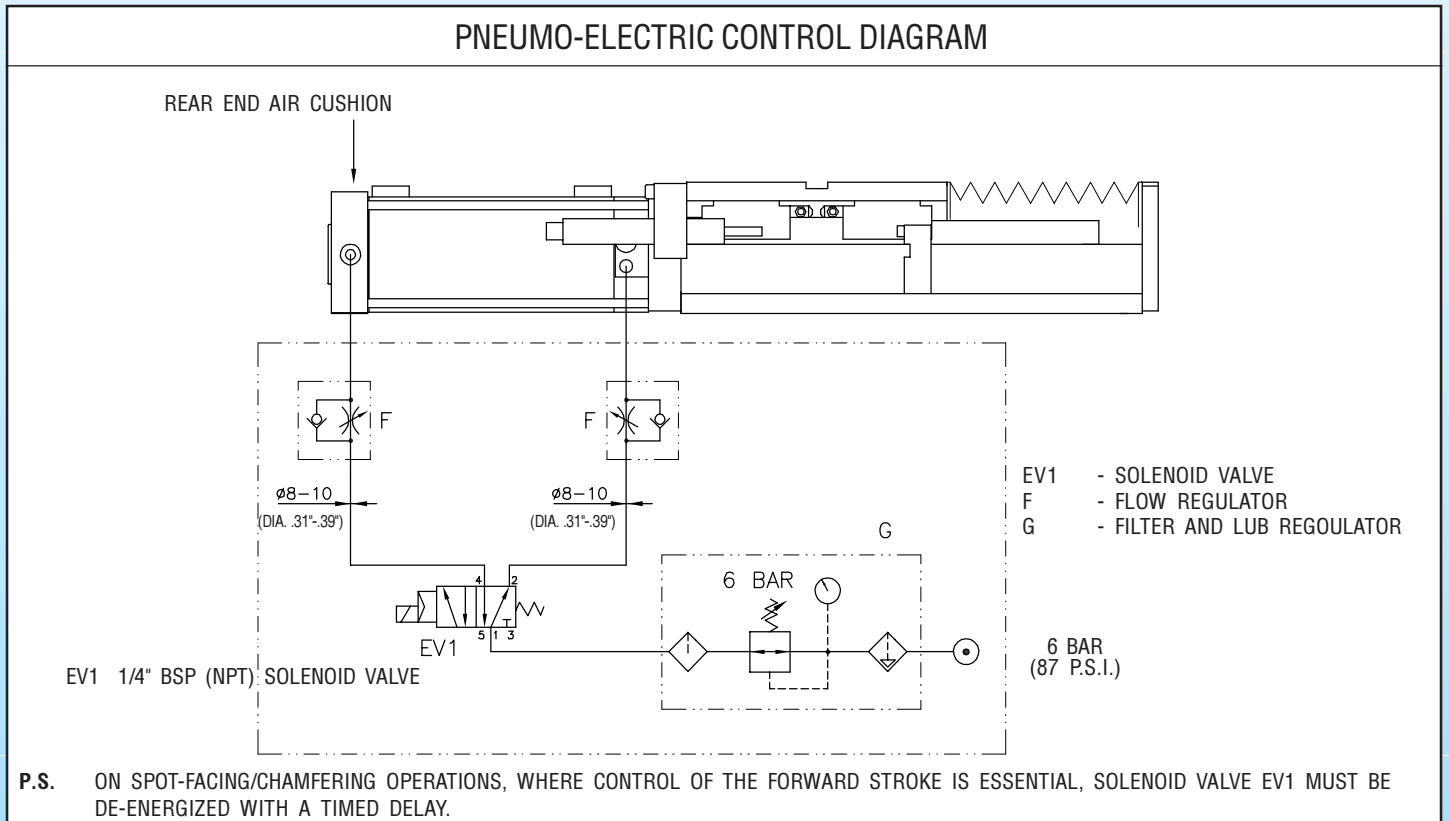




SLIDE UNITS		STROKE
TYPE	CODE	mm (inch)
S.CPK.200	10305052	200 (7.87")
S.CPKK.200	10305057	200 (7.87")

ACCESSORIES		
SLIDEWAY COVER	STROKE	CODE
	200 mm (7.87")	28050040



	TECHNICAL FEATURES											
	TYPE OF THRUST	TOTAL STROKE mm (inch.)	THRUST N (lbs) 6 bar (87 P.S.I.)	CYLINDER SECT AREA cm <sup>2</sup> (inch <sup>2</sup> )		WEIGHT KG (lbs)	STANDARD COLOUR RAL	LOAD CAPACITY		STATIC MOMENT		
				Advance	Retract			C dynamic	Co static	Mx Nm (ft.lb)	My Nm (ft.lb)	Mz Nm (ft.lb)
S.CPK.200	pneum.	200 (7.87")	3000 (662)	50,2 (7.78")	45,3 (7.02")	47 (104)	7035	60 (13230)	100 (22050)	2200 (1622)	2300 (1696)	2300 (1696)
S.CPKK.200												