



P L C 1 2 S E R I E S

Specifications

Pressure:

Vacuum to 120 psi, 8.3 bar

Temperature:

32°F to 160°F (0°C to 71°C)

Materials:

Main components and valves:

Polypropylene

Thumb latch: Stainless steel

Valve spring: 316 stainless steel

External springs and pin: Stainless steel

O-rings: EPDM

Sterilization:

Gamma: Up to 50 kGy irradiation

Color:

Almond

Tube Sizes:

1/4" to 3/8" ID, 6.4mm to 9.5mm ID

WARNING: Pressure, temperature, chemicals, and operating environment can affect the performance of couplings. It is the customer's responsibility to test the suitability of Colder's products in their own application conditions. Use the graph at the right as a guide.

The 1/4" flow polypropylene PLC12

offers many of the same configuration options as the PLC. The polypropylene material adds greater chemical resistance for more demanding applications. PLC12 couplings are also gamma sterilizable.

The PLC12 Series is also available with optional RFID (Radio Frequency Identification) capability.

Features

- Polypropylene material
- EPDM o-rings
- Colder thumb latch
- Integral terminations

Benefits

- Chemically resistant and gamma sterilizable
- Greater chemical resistance
- One-hand connection and disconnection
- Fewer leak points, shorter assemblies, faster installations

Liquid Flow Rates

Liquid Flow Rate Information for Couplings

The chart below shows the flow rate for Colder couplings. Each coupling was tested with water at 70°F (21°C). To determine flow rates for specific coupling configurations use the formula to the right.

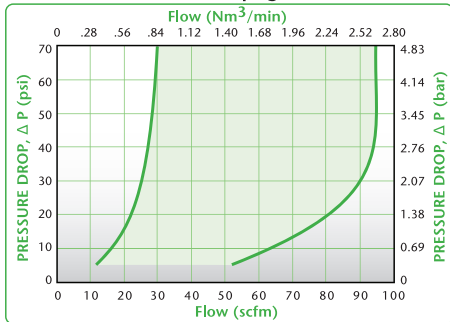
$$Q = C_v \sqrt{\frac{\Delta P}{S}}$$

Q=Flow rate in gallons per minute
 C_v=Average coefficient across various flow rates (see chart)
 ΔP=Pressure drop across coupling (psi)
 S=Specific gravity of liquid

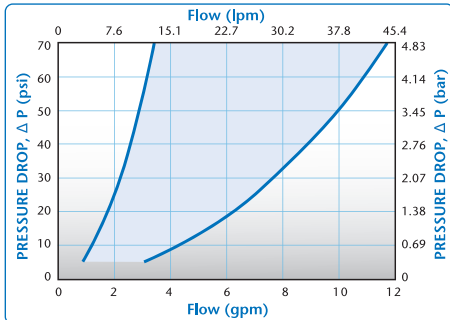
C_v Values for 1/4" Flow PLC12 Couplings

	PLC 20004	PLCD 20004	PLC 20006	PLCD 20006	PLC 22004	PLCD 22004	PLC 22006	PLCD 22006	PLC 24004	PLCD 24004	PLC 24006	PLCD 24006	PLC 26004
PLC1000412	.40	.36	1.05	.58	.83	.56	1.40	.82	1.40	.75	1.40	.77	.83
PLCD1000412	.36	.31	.73	.48	.66	.41	.82	.50	.80	.45	.77	.45	.81
PLC1000612	.40	.36	1.05	.60	.83	.56	1.40	.81	1.40	.76	1.40	.76	.83
PLCD1000612	.37	.31	.81	.47	.70	.43	1.02	.51	.98	.46	.99	.48	.98
PLC1200612	.38	.36	.84	.63	.74	.56	1.14	.75	1.14	.70	1.14	.72	.74
PLCD1200612	.38	.33	.78	.49	.68	.44	.84	.49	.81	.43	.82	.44	.81
PLC1600412	.38	.37	.87	.54	.95	.51	1.00	.70	.95	.64	1.00	.66	.95
PLCD1600412	.37	.31	.61	.44	.57	.41	.78	.44	.78	.43	.75	.46	.78
PLC1600612	.38	.37	1.00	.57	.95	.53	1.40	.80	1.40	.71	1.40	.73	1.40
PLCD1600612	.38	.32	.71	.49	.63	.42	.89	.51	.96	.45	.92	.49	.97

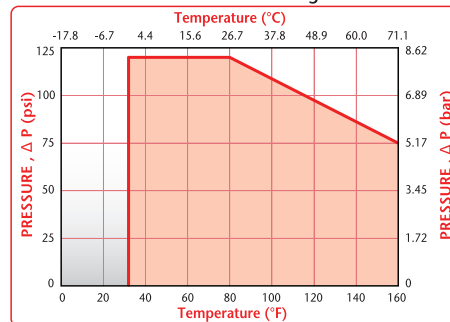
PLC12 Air Flow, 100 psig Inlet Pressure



PLC12 Water Flow



PLC12 Pressure Range



These graphs are intended to give you a general idea of the performance capabilities of each product line. The shaded area of each graph represents the operating range of the product family, i.e., upper and lower values are shown. Therefore, depending on the exact coupling configurations selected, you can reasonably expect values to fall within the shaded area.

SMART COUPLINGS WITH REID



The **IdentiQuik® Series** of smart couplings are RFID enabled couplings used on equipment and in processes. RFID is an automatic identification method that relies on remotely writing and reading data. Smart coupling applications include: inventory level meters, medical equipment calibration, product protection, and many more.

IdentiQuik PLC Series

- (((**Identify misconnections:** eliminate out-of-sequence connections or misconnections due to operator error
- (((**Protect your brand:** prevent out-of-date, incorrect or misapplied products from being used
- (((**Prolong equipment life:** prevent the accidental or unintentional use of harmful media
- (((**Save time:** automatic documentation of package and media lot numbers, date codes and more

RFID Specifications

RF Communication Range:

Approximately 1"

Operating Voltage:

8-25V standard, 5V only available

Power Consumption:

350mW maximum

Communication:

ASCII RS-232 (DB-9)

I-Code RFID Tags:

13.56 MHz
ISO15693 - 112 bytes programmable

NOTE: RFID tags not approved for e-beam or gamma sterilization.

Operating Temperature:

32°F to 150°F (0°C to 65°C)

Materials are listed on page 34. Customized parts (materials, voltage, termination, cable length, etc.) available. Call for more information.

Coupling Readers



TERMINATION	TUBING SIZE	METRIC EQ.
<i>IN-LINE</i>	1/4" ID	6.4mm ID
<i>HOSE BARB</i>	3/8" ID	9.5mm ID

Product Dimensions
(See drawing on page 36)

SHUTOFF	A	B
iPLC12D4HP24A00	1.39	2.78
iPLC12D6HP24A00	1.39	2.78

Coupling Inserts



TERMINATION	TUBING SIZE	METRIC EQ.	STRAIGHT THRU	SHUTOFF	A	B	C
<i>IN-LINE</i>	1/4" ID	6.4mm ID	iPLC124HPI	iPLC12D4HPI	1.00	1.38/2.05	5/8
<i>HOSE BARB</i>	3/8" ID	9.5mm ID	iPLC126HPI	iPLC12D6HPI	1.05	1.74/1.87	5/8



TERMINATION	TUBING SIZE	METRIC EQ.	STRAIGHT THRU	SHUTOFF	A	B
<i>ELBOW</i>	1/4" ID	6.4mm ID	iPLC124HEPI	iPLC12D4HEPI	1.48	1.27/1.40
<i>HOSE BARB</i>	3/8" ID	9.5mm ID	iPLC126HEPI	iPLC12D6HEPI	1.48	1.33/1.46

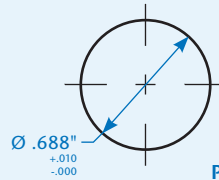
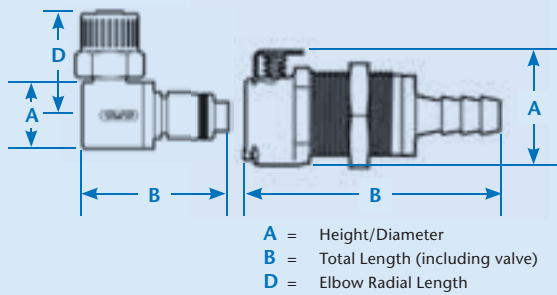
All measurements are in inches (millimeters) unless otherwise noted. Tubing must meet stated inside and outside diameters. NOTE: I-Code SL1 tags are available for existing applications, contact the factory for assistance.



Call toll free 1-800-444-2474 or visit us at www.colder.com

Copyright © 2009 by Colder Products Company. All rights reserved. Colder Products Company, Colder Products and CPC are registered trademarks with the US Patent & Trademark Office.

Product Dimensions



	PANEL OPENING	MAX. PANEL THICKNESS	MIN. PANEL THICKNESS
COUPLING BODIES	see drawing	.50	.02
COUPLING INSERTS	see drawing	.30	.02



PANEL NUT HEX	PANEL NUT THREAD
13/16	11/16-24UNEF

Coupling Bodies

POLYPROPYLENE

	TERMINATION IN-LINE PIPE THREAD	THREAD SIZE 1/4" NPT 1/4" BSPT 3/8" NPT 3/8" BSPT		STRAIGHT THRU PLC1000412 PLC1000412BSPT PLC1000612 PLC1000612BSPT	SHUTOFF PLCD1000412 PLCD1000412BSPT PLCD1000612 PLCD1000612BSPT	A 1.00 1.00 1.00 1.00	B 1.15 1.15 1.15 1.15
	TERMINATION PANEL MOUNT FERRULELESS POLYTUBE FITTING, PTF†	TUBING SIZE 3/8" OD, 1/4" ID	METRIC EQ. 9.5mm OD, 6.4mm ID	STRAIGHT THRU PLC1200612	SHUTOFF PLCD1200612	A 1.00	B 1.95
	TERMINATION PANEL MOUNT HOSE BARB	TUBING SIZE 1/4" ID 3/8" ID	METRIC EQ. 6.4mm ID 9.5mm ID	STRAIGHT THRU PLC1600412 PLC1600612	SHUTOFF PLCD1600412 PLCD1600612	A 1.00 1.00	B 1.95 1.95
	TERMINATION IN-LINE FERRULELESS POLYTUBE FITTING, PTF†	TUBING SIZE 3/8" OD, 1/4" ID	METRIC EQ. 9.5mm OD, 6.4mm ID	STRAIGHT THRU PLC1300612	SHUTOFF PLCD1300612	A 1.02	B 1.96
	TERMINATION IN-LINE HOSE BARB	TUBING SIZE 1/4" ID 3/8" ID	METRIC EQ. 6.4mm ID 9.5mm ID	STRAIGHT THRU PLC1700412 PLC1700612	SHUTOFF PLCD1700412 PLCD1700612	A 1.02 1.02	B 1.96 1.96
	TERMINATION IN-LINE SOFTUBE™ FITTING	TUBING SIZE 3/8" OD, 1/4" ID 1/2" OD, 3/8" ID	METRIC EQ. 9.5mm OD, 6.4mm ID 12.7mm OD, 9.5mm ID		SHUTOFF PLCD17040612 PLCD17060812	A 1.02 1.02	B 2.20 2.36

PLC12 couplings are gamma sterilizable; see page 110 for more information on sterilization and disinfection.

All measurements are in inches (millimeters) unless otherwise noted. Tubing must meet stated inside and outside diameters. †NOTE: Colder's Ferruleless Polytube Fitting terminations do not require ferrules to achieve a secure connection, which makes them easier to use and reuse. PTF fittings are designed for semi-rigid tubing, i.e., polyethylene, nylon, polyurethane, etc.

POLYPROPYLENE

TERMINATION IN-LINE PIPE THREAD	THREAD SIZE 1/4" NPT		STRAIGHT THRU PLC2400412	SHUTOFF PLCD2400412	A .72	B 1.26/1.67		
TERMINATION PANEL MOUNT HOSE BARB	TUBING SIZE 1/4" ID 3/8" ID	METRIC EQ. 6.4mm ID 9.5mm ID	STRAIGHT THRU PLC4200412 PLC4200612	SHUTOFF PLCD4200412 PLCD4200612	A .94 .94	B 1.91/2.05 1.91/2.05		
TERMINATION IN-LINE FERRULELESS POLYTUBE FITTING, PTF†	TUBING SIZE 3/8" OD, 1/4" ID	METRIC EQ. 9.5mm OD, 6.4mm ID	STRAIGHT THRU PLC2000612	SHUTOFF PLCD2000612	A .72	B 1.68/1.82		
TERMINATION IN-LINE HOSE BARB	TUBING SIZE 1/4" ID 3/8" ID	METRIC EQ. 6.4mm ID 9.5mm ID	STRAIGHT THRU PLC2200412 PLC2200612	SHUTOFF PLCD2200412 PLCD2200612	A .63 .63	B 1.35/2.00 1.35/1.82		
TERMINATION IN-LINE SOFTUBE™ FITTING	TUBING SIZE 3/8" OD, 1/4" ID 1/2" OD, 3/8" ID	METRIC EQ. 9.5mm OD, 6.4mm ID 12.7mm OD, 9.5mm ID		SHUTOFF PLCD22040612 PLCD22060812	A .72 .72	B 2.23 2.18		
TERMINATION ELBOW FERRULELESS POLYTUBE FITTING, PTF†	TUBING SIZE 3/8" OD, 1/4" ID	METRIC EQ. 9.5mm OD, 6.4mm ID	STRAIGHT THRU PLC2100612	SHUTOFF PLCD2100612	A .61/.62	B 1.29/1.36	D .95	
TERMINATION ELBOW HOSE BARB	TUBING SIZE 1/4" ID 3/8" ID	METRIC EQ. 6.4mm ID 9.5mm ID	STRAIGHT THRU PLC2300412 PLC2300612	SHUTOFF PLCD2300412 PLCD2300612	A .63 .63	B 1.22/1.36 1.28/1.42	D .96 .96	



DID YOU KNOW ...

Many of Colder's general purpose couplings and fittings can be used across a wide variety of markets and applications?

Quick tip: use the Chemical Compatibility Table at www.colder.com to help determine which product is best for your fluid handling application.

All measurements are in inches (millimeters) unless otherwise noted. Tubing must meet stated inside and outside diameters. Couplings are pictured with valves unless otherwise noted. †NOTE: Colder's Ferruleless Polytube Fitting terminations do not require ferrules to achieve a secure connection, which makes them easier to use and reuse. PTF fittings are designed for semi-rigid tubing, i.e., polyethylene, nylon, polyurethane, etc.



Call toll free 1-800-444-2474 or visit us at www.colder.com

Copyright © 2009 by Colder Products Company. All rights reserved. Colder Products Company, Colder Products and CPC are registered trademarks with the US Patent & Trademark Office.